

CARL MARTIN

Manual



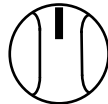
What Vintage series would be complete without an ultra-versatile and simple to use drive pedal? Funny, that's what Carl said just before he introduced the DC Drive. Just like Carl, this pedal has a few tricks up its sleeve. Besides the typical Level, Tone and Drive knobs which obviously control the volume of the signal, the tone (hmmm, which knob?) and the amount of overdrive, Carl has smartly added a Regular/Fat switch....not so typical. In Regular mode, the drive is crisp and clear, suitable for anything that calls for old-school drive....switch over to Fat and the drive gets thicker with a lot more gain, much more modern. The result is a multi-use pedal that allows you to have a variety of drive tones at your feet. The DC drive comes in a new cool modern/vintage two colour anodized die cast housing with the equally cool knobs and CM graphics. The pedal can not be powered by 9v battery, but we recommend a regulated power supply like the Carl Martin ProPower V2.

BYPASS



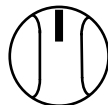
The Bypass footswitch engages or bypasses the pedal....turns it on or off. The red LED will be on when the pedal is engaged.

DRIVE



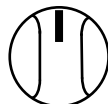
When the red LED is on, the Drive knob regulates the amount of gain (overdrive) you want to use....from almost clean turned full left, to high gain turned full right.

TONE



The Tone knob sets the voicing or colour of the overdrive, from dark at full left turn to crystal bright at full right turn.

LEVEL



The Level knob simply sets the overall level or volume of the effect. When the red LED is on, choose the amount of Drive you prefer, colour it with the Tone knob and then set the Level knob to equal your clean volume, or set the Level slightly higher than your clean signal. Check your settings by turning the pedal on and off with the Bypass switch to compare and fine tune.

FAT



REG

The DC Drive also offers two pre-set voicings, which can be selected via the toggle switch located between the Tone and Level knobs. The Regular (REG) setting is more neutral and flat creating more of a generic overdrive, and the Fat (FAT) setting is as it suggests....fatter and beefier, giving your overdrive that shot of steroids! Both of these voicings share the Drive, Tone and Level controls.

Specifications

Input.....	1M Ohm
Output.....	560 Ohm
S/N Ratio.....	54 dB
Tone.....	High Cut
Gain max.....	+68 dB
Dimensions	60 (W) x 115 (D) x 50 (H) mm
	2.36" (W) x 4.52" (D) x 1.97" (H)
Weight.....	340g / 0,75lbs

Power Requirements

Battery: The DC-Drive does not run on battery.

Power consumption: max. 20mA.

Power supply: 9 V DC (regulated), 40 mA minimum, 2.1 mm female plug, center negative (-)

ATTENTION: Please Use DC Power Supply Only! Failure to do so may damage the unit and void the warranty.

Warranty: Carl Martin Research warrants the manufacturing, material and proper operation for a period of one year from date of purchase. Carl Martin will replace defective parts, make necessary repairs or replace the unit at the discretion of our technicians. The warranty applies only to the original purchaser of this product, and excludes any damage or faulty operation resulting from misuse, neglect or unauthorized service.

Made in China.

East Sound Research Raadmansvej 24 8500 Grenaa Denmark Phone: +4586325100

E-Mail: info@carlmartin.com