



Type(s)  
Project  
Date  
Notes

**GENERAL INFORMATION**

Designed for the studio and film industry, fos/4 takes the most desired features of a standard incandescent Fresnel and adds in the nuanced color mixing, smooth fades, and LED technology of ETC’s other professional grade fixtures. With fos/4, you get a true Fresnel with an LED engine. With a 13–55 degree zoom, remarkable quality of light and brightness up to 9,700 lumens, you get the feature set and brightness you need for your shoot. With the addition of Deep Red LEDs, the Lustr X8 array pushes the boundaries of color rendering possibilities while the tunable Daylight HDR array gives new depth to your white light. The fos/4 series fixtures are made in the USA and backed by a 24/7/365 phone support guarantee – we’ll be there when you need us, regardless of time or day.

**APPLICATIONS**

- Television studios
- Location shoots
- Film sets

**PRODUCT FEATURES**

- Two array choices:
  - Lustr X8 full color array
  - Daylight HDR tunable white array
- 7 in glass Fresnel lens aperture
- Intuitive UI with color picker
- Up to 9,700 lumens
- Tunable CCT between 1900–10450 K
- NFC configuration
- Multiverse® wireless control
- Standard 5/10 year LED fixture warranty

**ORDERING INFORMATION**

**fos/4 Fresnel Lights**

MODEL	DESCRIPTION	ETL PART NUMBER	CE PART NUMBER	
fos4FL7	fos/4 Fresnel, 7 in, Lustr X8	7470A1010	7470A1210	
fos4FD7	fos/4 Fresnel, 7 in, Daylight HDR	7470A1011	7470A1211	

Additional ordering information (including accessories) can be found on page [16](#)



## PRODUCT SPECIFICATIONS

## Source

LED details	Lumileds LUXEON® C
Max lumens	Lustr X8: 7,406 Daylight HDR: 9,703
Lumens per watt	Lustr X8: 41.7 Daylight HDR: 44.1
L70 rating (hours to 70% output)*	>54,000 hours

## Color

Colors used	Lustr X8: Deep Red, Red, Amber, Lime, Green, Cyan, Blue, Indigo Daylight HDR: Deep Red, Red, Mint, Cyan, Blue, Indigo
Color temperature range	1900–10450 K
Calibrated array	Yes
Red shift	Yes (selectable)

## Optical

Beam angle range	13-55°
Gate size	N/A
Aperture size	178 mm (7 in)
Pattern projection	No
Pattern size	N/A
Camera flicker control/Hz range	Flicker-free 20,000 Hz

## Control

Input method	5-Pin XLR, Multiverse wireless and NFC
Protocols	DMX-512, RDM, City Theatrical Multiverse, NFC
Modes (footprint)	5 modes (1–12 channels)
RDM configuration	Yes
UI type	Full color display
Local control	Yes
Onboard presets	Yes (12)
Onboard sequences	Yes
Onboard effects	Yes (12)
FixtureLink	Yes

## Wireless

Band	2.400–2.480 GHz
Range	100 m indoors, 500 m line of sight (subject to conditions)
Max receivers	DMX: No limit RDM: Varies by transmitter used Multiverse Show Baby®: 585 Multiverse Transmitter: 5,000
Broadcast power	100 mW

## Electrical

Voltage range	100–240 VAC 24–36 VDC (Note: Maximum fixture output may be reduced when powered by battery)
Input method	AC via Neutrik TRUE1 TOP DC via 3-pin XLR
Inrush (first half-cycle)	120 V: 46.6 A 240 V: 110.2 A
Fixtures per circuit on standard R20 breaker	7 (link up to 6 via Power Thru connector) Note: TRUE1 connector rated for 20 A (120 V / 60 Hz) and 16 A (240 V / 50 Hz)
Wattage (Typical) (Lustr X8 / Daylight HDR)	120 V: 177.7 / 219.8 W 240 V: 172.9 / 219.9 W
Current draw (Lustr X8 / Daylight HDR)	120 V: 1.51 / 1.87 A 240 V: 0.7 / 0.99 A
Note	Maximum fixture output may be reduced when powered by battery

## Thermal

Ambient operating temp	0°–40° C (32°–104° F)
Fan (controllable)	Yes (yes)
Droop compensation	Yes
dB range	8.4–37.7 dBA
BTUs/hour (120 V)	606

## Physical

Materials	Cast and extruded aluminum
Color options	Two-tone (black and studio gray)
Mounting options	Yoke
IP rating	IP20
Weight	11.1 kg (24.5 lb)
Included accessories	Yoke, laminated quick card, power cable and junior (28 mm) pin

## Warranty

Fixture	5 years
LED array	10 years

## Regulatory and Compliance

Approved regulatory standards	cETLus Listed CE Compliant FCC Compliant
-------------------------------	--

\*Note: All LED sources experience some lessening of light output and some color shift over time. LED output will vary with thermal conditions. In individual situations, LEDs will be used for different durations and levels. This can eventually lead to minor alterations in color performance, necessitating slight adjustments to presets, cues or programs.

PRODUCT FEATURES



**DEEP RED**

Available in both Daylight HDR and Lustr X8 arrays, the deep red LEDs bring a nuanced richness to skin tones, costumes, and scenery.



**WIRELESS DMX/RDM AND NFC**

Configure and control your fixture from your phone or tablet, or use DMX/RDM with Multiverse from your console.



**13-55 DEGREE ZOOM**

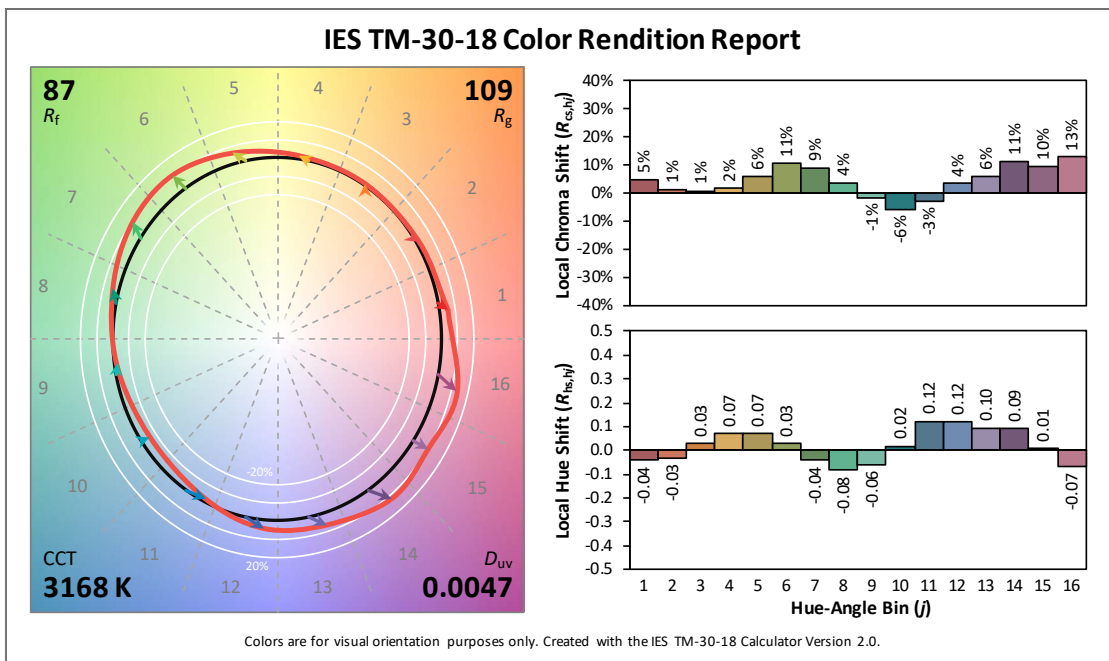
Controllable from either the front or back of the fixture. Adjust the beam and use accessories to control the edges.

COLOR METRIC INFORMATION

**Additional Color Metrics**

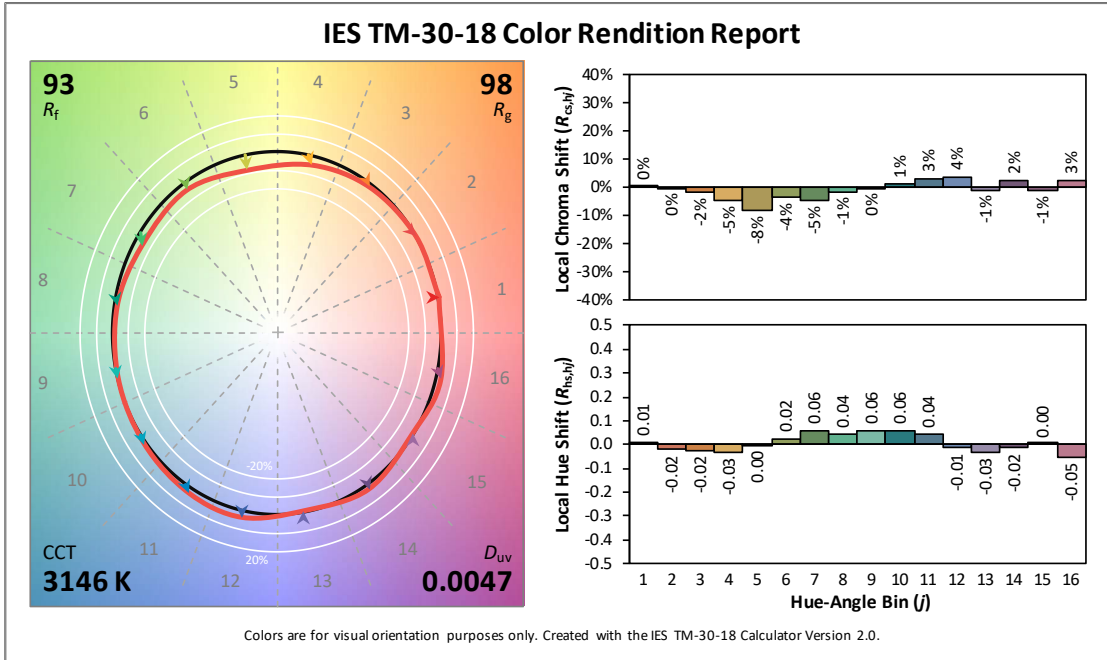
	LUSTR 3200 K	LUSTR 4500 K	LUSTR 5600 K	DAYLIGHT 3200 K	DAYLIGHT 4500 K	DAYLIGHT 5600 K
CRI $R_a$	97	97	98	85	92	95
TLCI	98	98	99	90	96	98
SSI	83	80	77	67	74	72

fos/4 FRESNEL LUSTR X8 3200 K BRIGHTEST TM-30-18

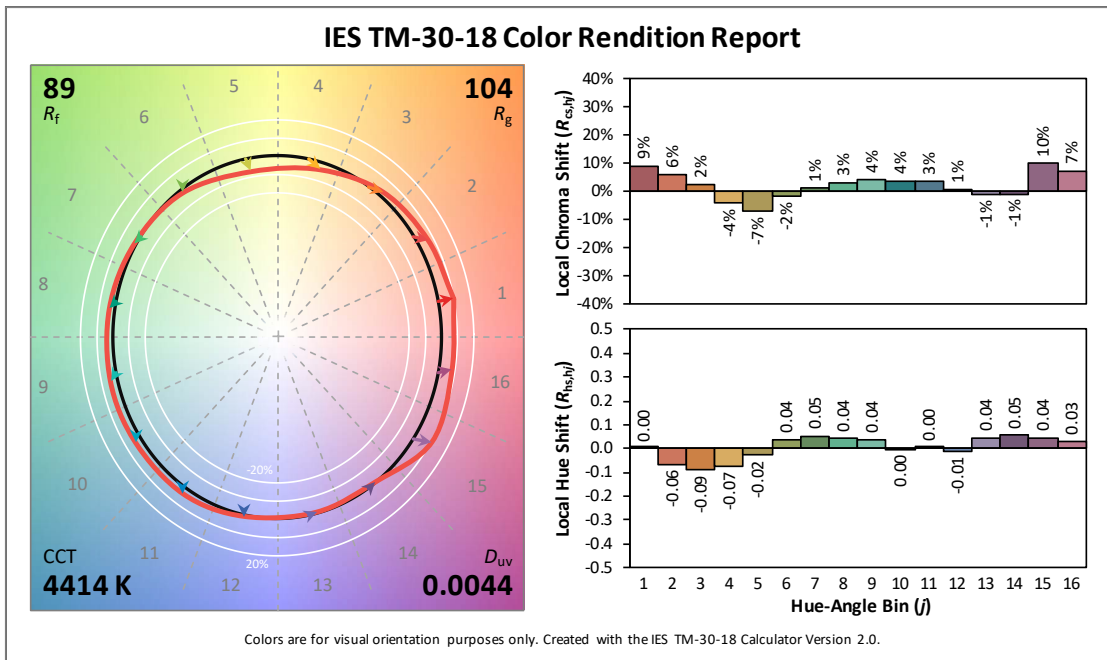


COLOR METRIC INFORMATION

fos/4 FRESNEL LUSTR X8 3200 K SPECTRAL TM-30-18

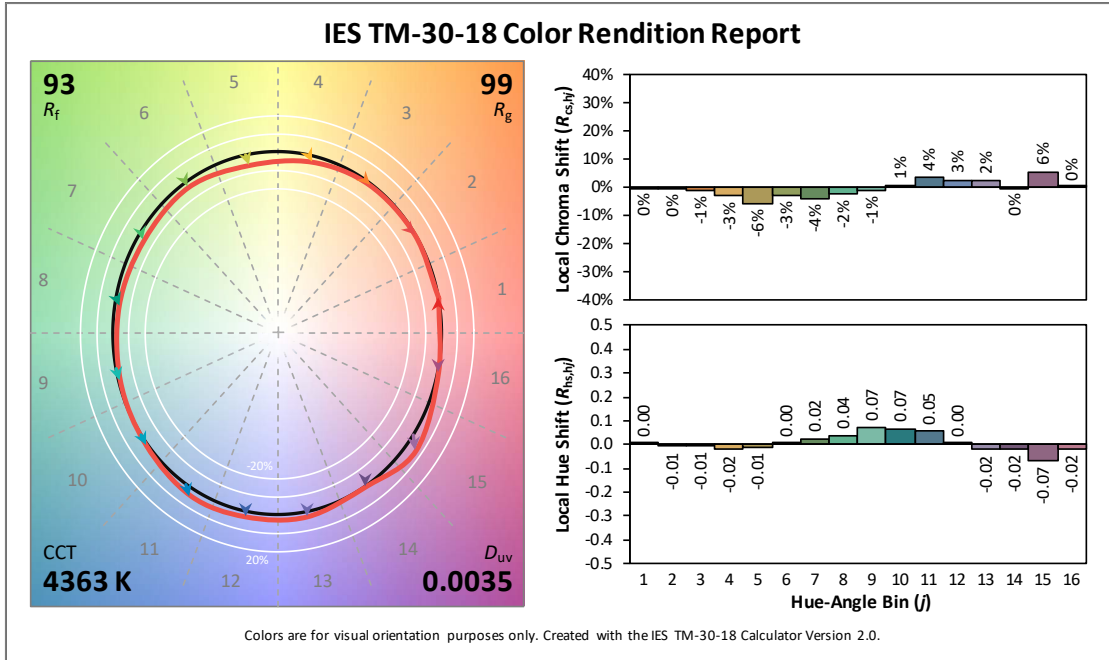


fos/4 FRESNEL LUSTR X8 4500 K BRIGHTEST TM-30-18

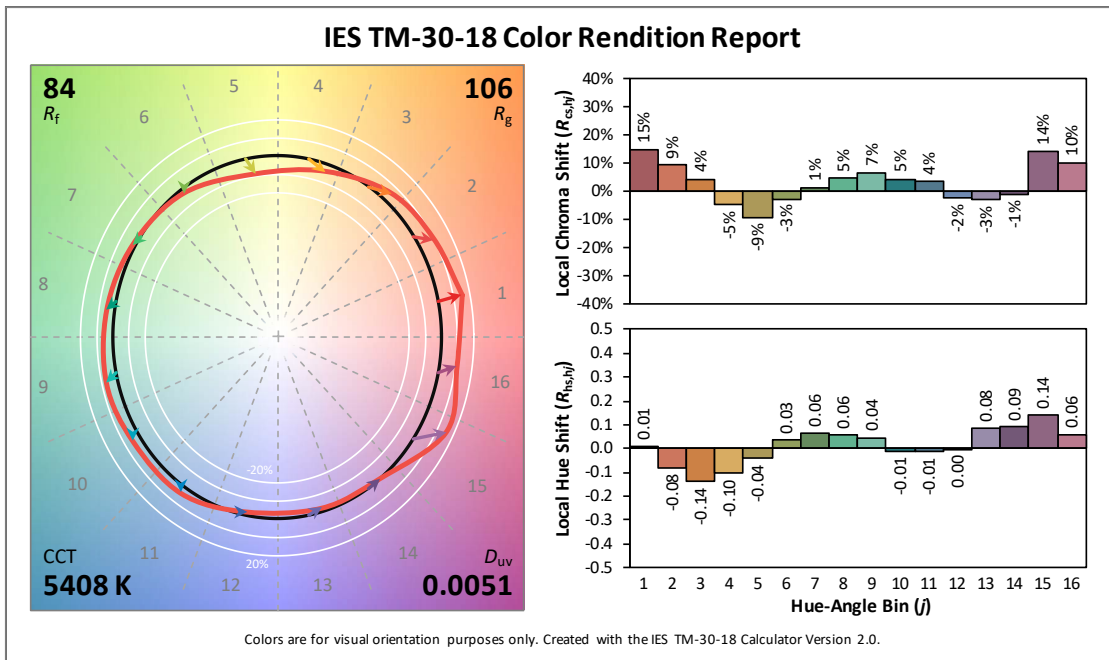


COLOR METRIC INFORMATION

fos/4 FRESNEL LUSTR X8 4500 K SPECTRAL TM-30-18

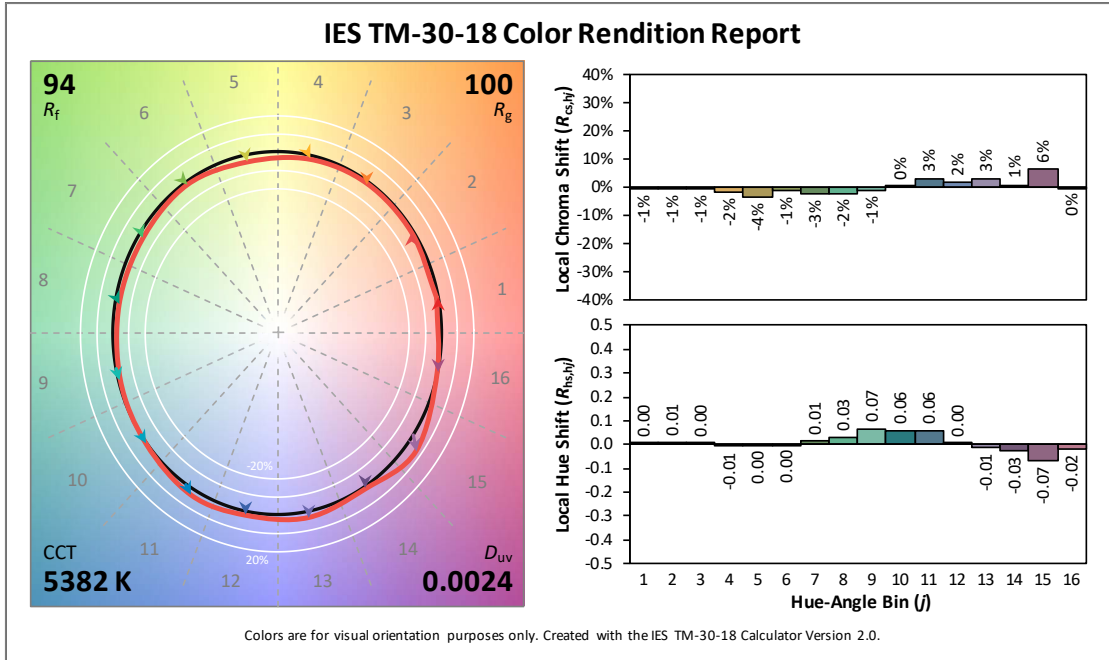


fos/4 FRESNEL LUSTR X8 5600 K BRIGHTEST TM-30-18

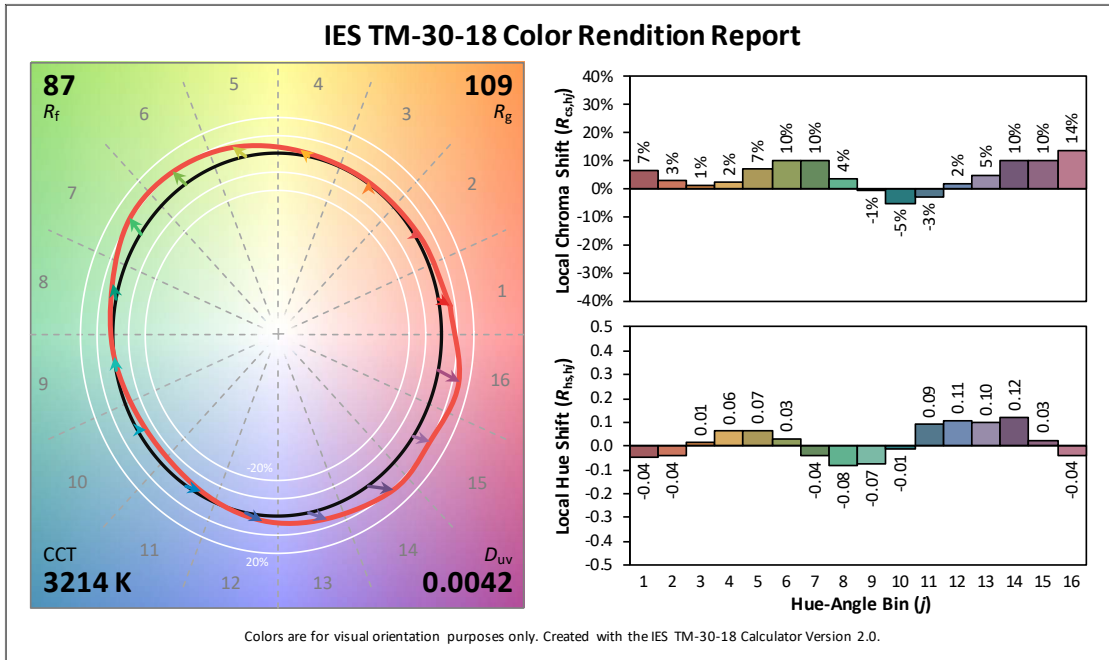


COLOR METRIC INFORMATION

fos/4 FRESNEL LUSTR X8 5600 K SPECTRAL TM-30-18

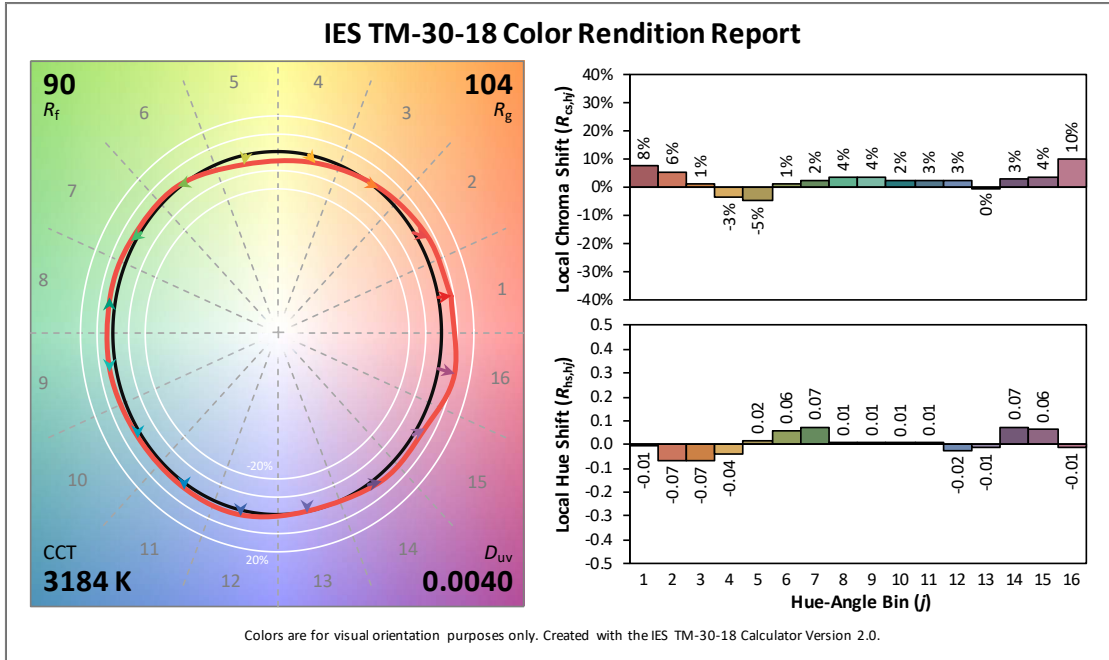


FOS/4 FRESNEL DAYLIGHT HDR 3200 K BRIGHTEST TM-30-18

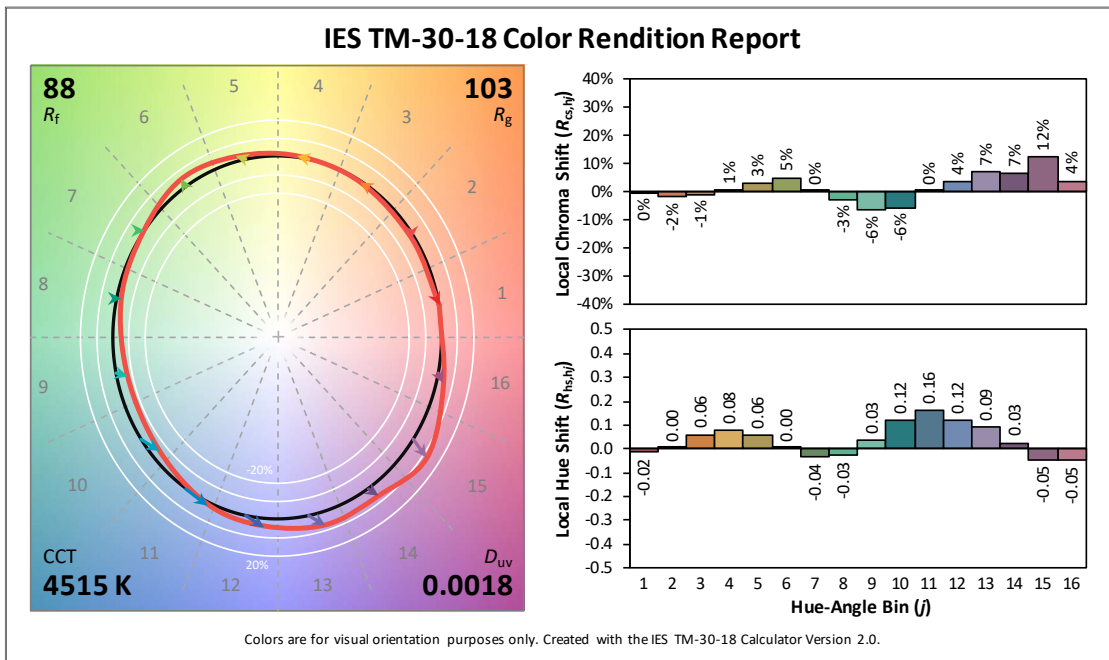


COLOR METRIC INFORMATION

fos/4 FRESNEL DAYLIGHT HDR 3200 K SPECTRAL TM-30-18

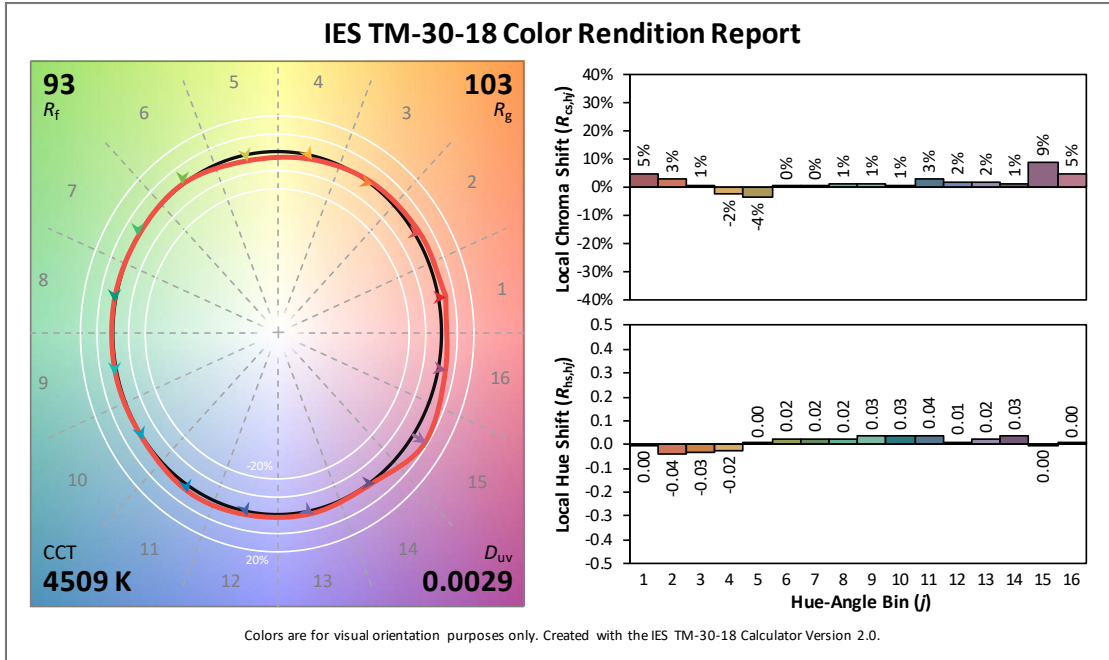


fos/4 FRESNEL DAYLIGHT HDR 4500 K BRIGHTEST TM-30-18

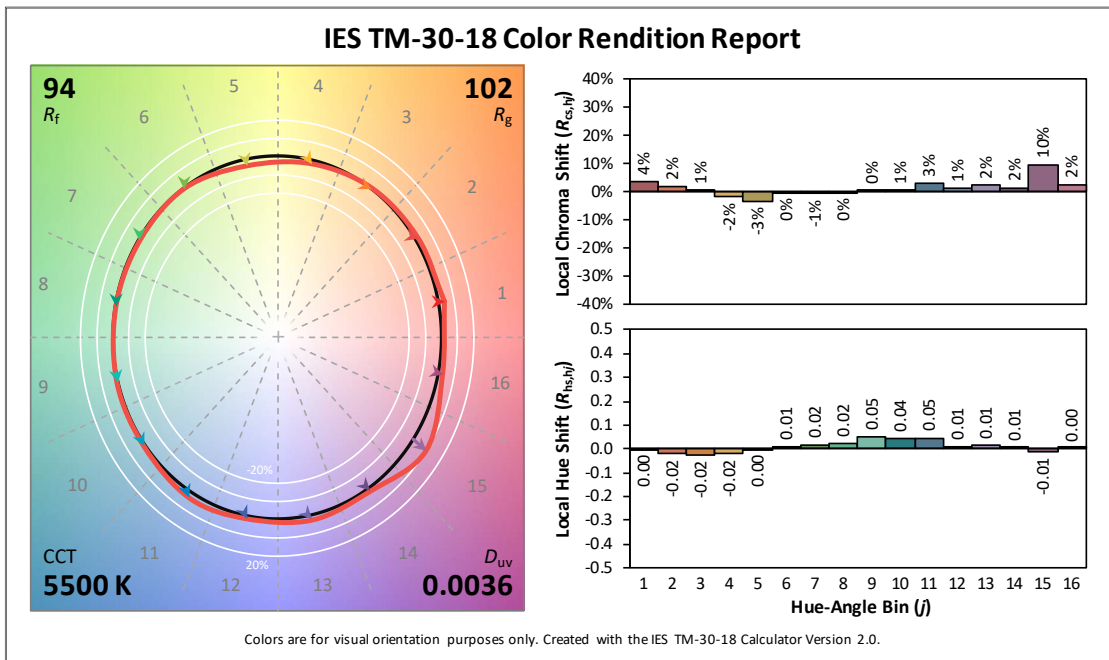


COLOR METRIC INFORMATION

fos/4 FRESNEL DAYLIGHT HDR 4500 K SPECTRAL TM-30-18



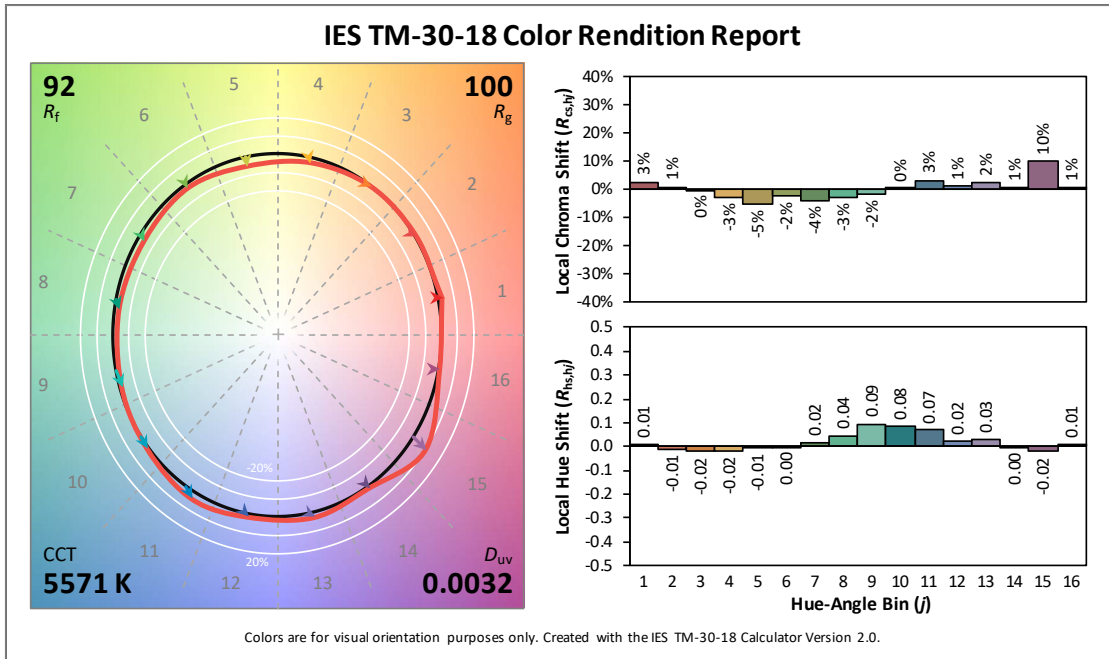
fos/4 FRESNEL DAYLIGHT HDR 5600 K BRIGHTEST TM-30-18





COLOR METRIC INFORMATION

fos/4 FRESNEL DAYLIGHT HDR 5600 K SPECTRAL TM-30-18

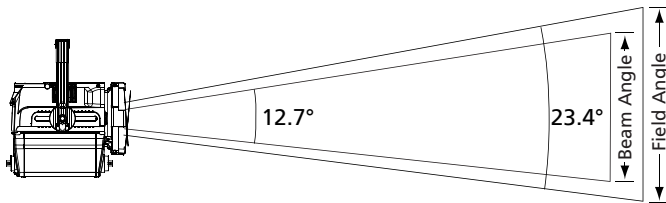


PHOTOMETRIC INFORMATION

fos/4 Fresnel Lustr X8 Spot

Mode	Candela	Field Lumens	Beam Lumens	Power Consumption	Efficacy (lpw)
Full On	89,623	4,137	1,973	215	19.2
3200 K (Studio) / Brightest	80,489	3,742	1,798	161	23.2
3200 K (Studio) / Spectral	45,200	2,121	1,031	97.8	21.7
4500 K (Studio) / Brightest	90,348	4,190	2,009	210	20.0
4500 K (Studio) / Spectral	69,580	3,245	1,566	151	21.5
5600 K (Studio) / Brightest	80,237	3,728	1,792	197	18.9
5600 K (Studio) / Spectral	66,840	3,109	1,494	149	20.9

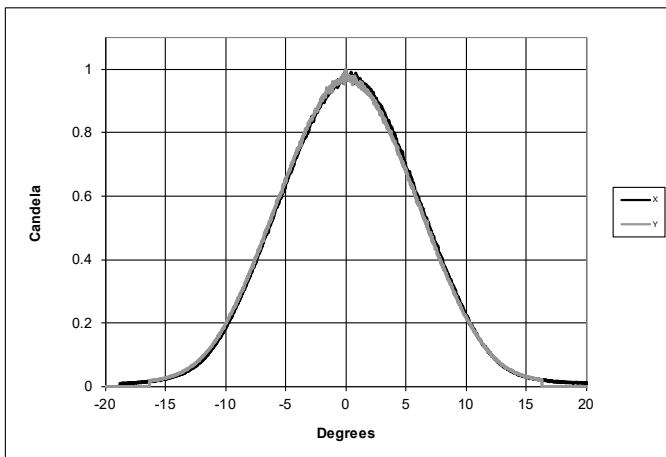
Metric conversions: For meters, multiply feet by 0.3048.  
For lux, multiply footcandles by 10.76.



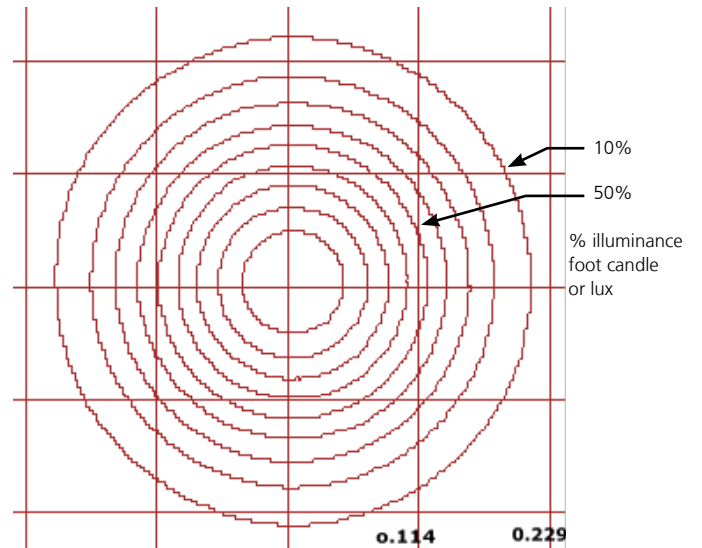
Throw Distance (d)	10 ft	15 ft	20 ft	30 ft	299.4 ft
	3.0 m	4.6 m	6.1 m	9.1 m	91.2 m
Field Diameter	4.1 ft	6.2 ft	8.3 ft	12.4 ft	-
	1.3 m	1.9 m	2.5 m	3.8 m	
Illuminance (fc)	896	398	224	100	1
Illuminance (lux)	9,647	4,288	2,412	1,072	10.76

For field diameter at any distance, multiply distance by 0.414.  
For beam diameter at any distance, multiply by 0.223.

Candela Plot



Iso-Illuminance Diagram (Flat Surface Distribution)

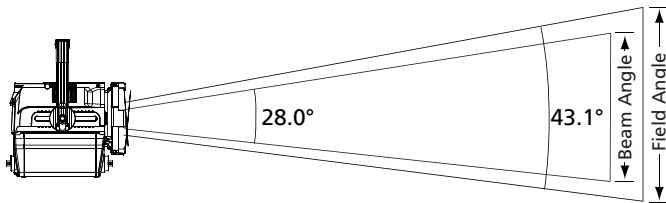


PHOTOMETRIC INFORMATION

fos/4 Fresnel Lustr X8 Mid

Mode	Candela	Field Lumens	Beam Lumens	Power Consumption	Efficacy (lpw)
Full On	35,751	6,680	3,959	215	31.1
3200 K (Studio) / Brightest	31,947	6,023	3,600	161	37.4
3200 K (Studio) / Spectral	18,221	3,414	2,030	97.8	34.9
4500 K (Studio) / Brightest	36,030	6,762	4,030	210	32.2
4500 K (Studio) / Spectral	27,623	5,231	3,147	151	34.6
5600 K (Studio) / Brightest	32,014	6,015	3,583	197	30.5
5600 K (Studio) / Spectral	26,775	5,008	2,976	149	33.6

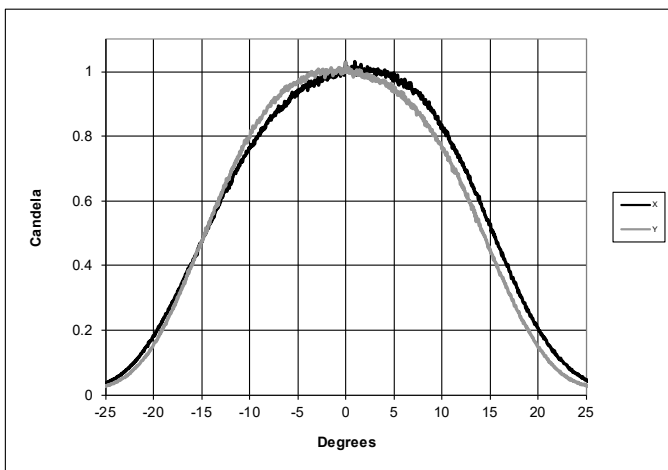
Metric conversions: For meters, multiply feet by 0.3048.  
For lux, multiply footcandles by 10.76.



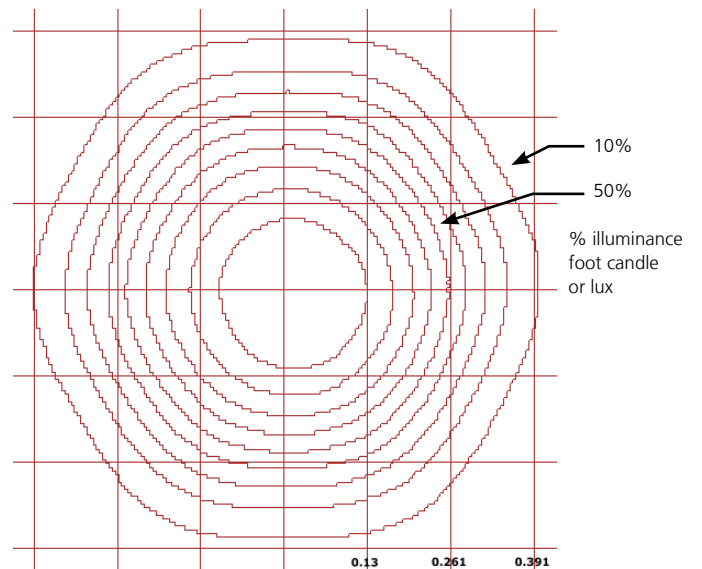
Throw Distance (d)	10 ft	15 ft	20 ft	30 ft	189.1 ft
	3.0 m	4.6 m	6.1 m	9.1 m	57.6 m
Field Diameter	7.9 ft	11.8 ft	15.8 ft	23.7 ft	-
	2.4 m	3.6 m	4.8 m	7.2 m	-
Illuminance (fc)	358	159	89	40	1
Illuminance (lux)	3,848	1,710	962	428	10.76

For field diameter at any distance, multiply distance by 0.790.  
For beam diameter at any distance, multiply by 0.499.

Candela Plot



Iso-Illuminance Diagram (Flat Surface Distribution)

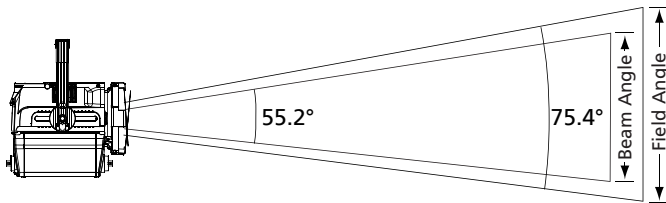


PHOTOMETRIC INFORMATION

fos/4 Fresnel Lustr X8 Flood

Mode	Candela	Field Lumens	Beam Lumens	Power Consumption	Efficacy (lpw)
Full On	11,394	7,323	4,874	215	34.1
3200 K (Studio) / Brightest	10,408	6,595	4,349	161	41.0
3200 K (Studio) / Spectral	5,842	3,736	2,480	97.8	38.2
4500 K (Studio) / Brightest	11,642	7,406	4,893	210	35.3
4500 K (Studio) / Spectral	8,959	5,724	3,800	151	37.9
5600 K (Studio) / Brightest	10,258	6,595	4,391	197	33.5
5600 K (Studio) / Spectral	8,611	5,488	3,636	149	36.8

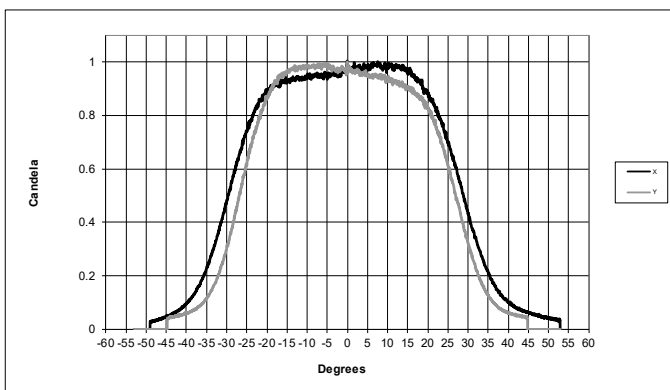
Metric conversions: For meters, multiply feet by 0.3048.  
 For lux, multiply footcandles by 10.76.



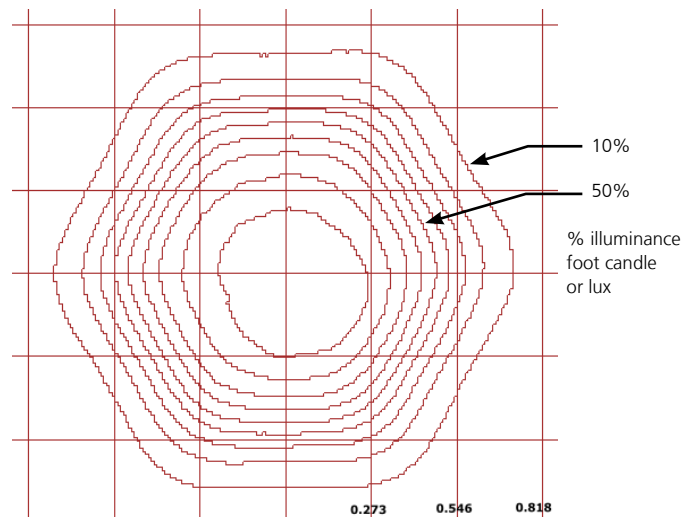
Throw Distance (d)	10 ft 3.0 m	15 ft 4.6 m	20 ft 6.1 m	30 ft 9.1 m	106.7 ft 32.5 m
Field Diameter	15.5 ft 4.7 m	23.2 ft 7.1 m	30.9 ft 9.4 m	46.4 ft 14.1 m	-
Illuminance (fc)	114	51	28	13	1
Illuminance (lux)	1,226	545	307	136	10.76

For field diameter at any distance, multiply distance by 1.546.  
 For beam diameter at any distance, multiply by 1.046.

Candela Plot



Iso-Illuminance Diagram  
 (Flat Surface Distribution)

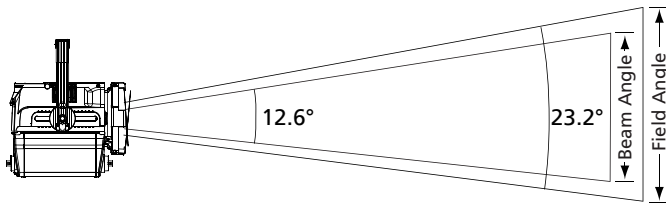


PHOTOMETRIC INFORMATION

fos/4 Fresnel Daylight HDR Spot

Mode	Candela	Field Lumens	Beam Lumens	Power Consumption	Efficacy (lpw)
Full On	115,572	5,256	2,503	215	24.4
3200 K (Studio) / Brightest	57,095	2,619	1,262	102.2	25.6
3200 K (Studio) / Spectral	43,046	1,990	968	83	24.0
4500 K (Studio) / Brightest	104,022	4,770	2,293	181	26.4
4500 K (Studio) / Spectral	67,184	3,093	1,496	128	24.2
5600 K (Studio) / Brightest	104,591	4,865	2,379	206	23.6
5600 K (Studio) / Spectral	66,594	3,048	1,463	130	23.4

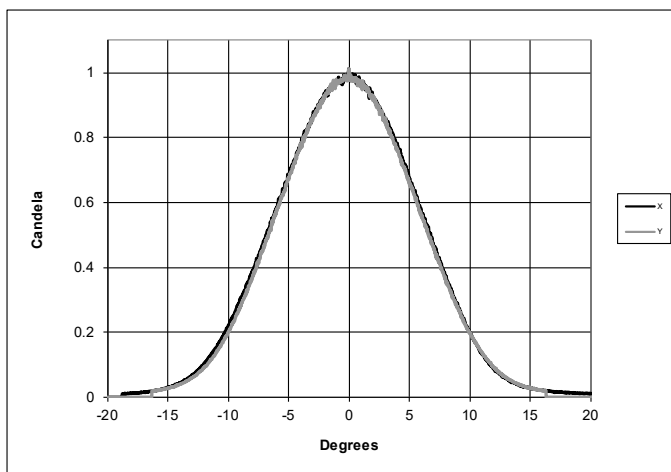
Metric conversions: For meters, multiply feet by 0.3048.  
For lux, multiply footcandles by 10.76.



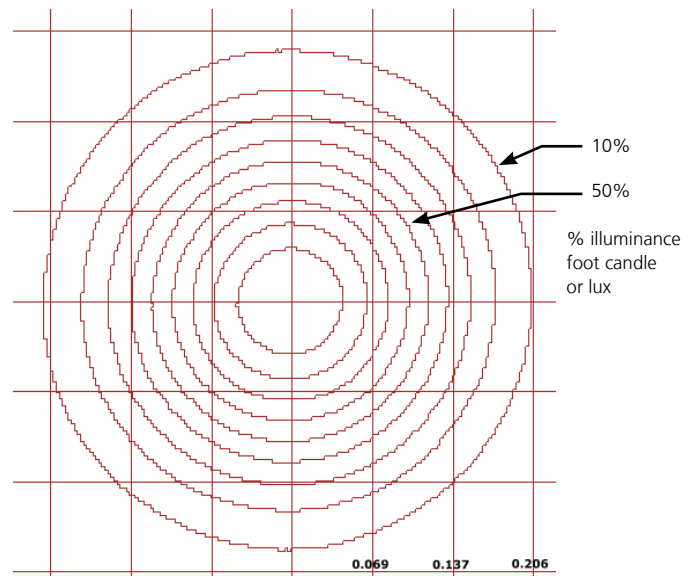
Throw Distance (d)	10 ft 3.0 m	15 ft 4.6 m	20 ft 6.1 m	30 ft 9.1 m	340.0 ft 103.6 m
Field Diameter	4.1 ft 1.3 m	6.2 ft 1.9 m	8.2 ft 2.5 m	12.3 ft 3.8 m	-
Illuminance (fc)	1,156	514	289	128	1
Illuminance (lux)	12,440	5,529	3,110	1,382	10.76

For field diameter at any distance, multiply distance by 0.411.  
For beam diameter at any distance, multiply by 0.221.

Candela Plot



Iso-Illuminance Diagram (Flat Surface Distribution)

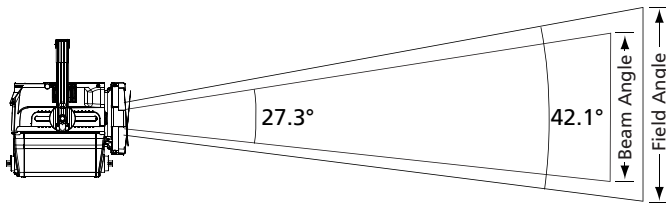


PHOTOMETRIC INFORMATION

fos/4 Fresnel Daylight HDR Mid

Mode	Candela	Field Lumens	Beam Lumens	Power Consumption	Efficacy (lpw)
Full On	49,307	8,711	5,088	215	40.5
3200 K (Studio) / Brightest	24,501	4,353	2,555	102.2	42.6
3200 K (Studio) / Spectral	18,707	3,305	1,925	83	39.8
4500 K (Studio) / Brightest	44,538	7,897	4,622	181	43.6
4500 K (Studio) / Spectral	28,812	5,125	3,007	128	40.0
5600 K (Studio) / Brightest	45,439	8,048	4,719	206	39.1
5600 K (Studio) / Spectral	28,501	5,054	2,957	130	38.9

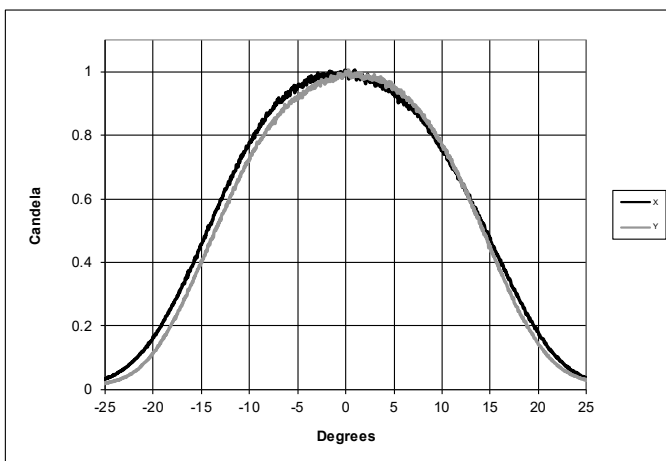
Metric conversions: For meters, multiply feet by 0.3048.  
 For lux, multiply footcandles by 10.76.



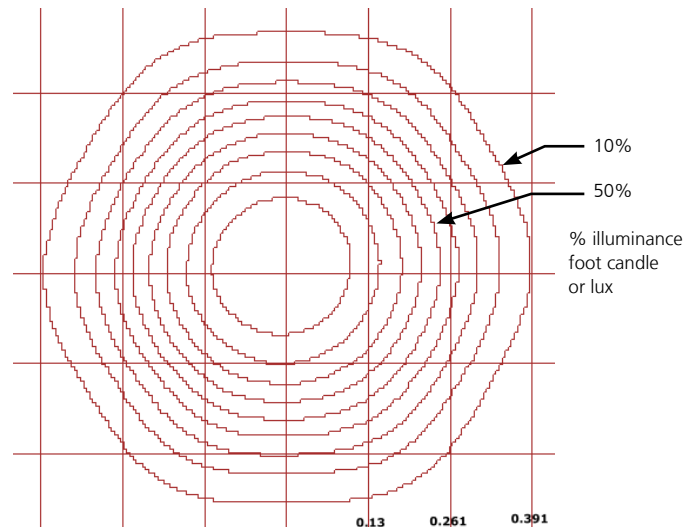
Throw Distance (d)	10 ft	15 ft	20 ft	30 ft	222.1 ft
	3.0 m	4.6 m	6.1 m	9.1 m	67.7 m
Field Diameter	7.7 ft	11.5 ft	15.4 ft	23.1 ft	-
	2.3 m	3.5 m	4.7 m	7.0 m	-
Illuminance (fc)	493	219	123	55	1
Illuminance (lux)	5,307	2,359	1,327	590	10.76

For field diameter at any distance, multiply distance by 0.770.  
 For beam diameter at any distance, multiply by 0.486.

Candela Plot



Iso-Illuminance Diagram (Flat Surface Distribution)

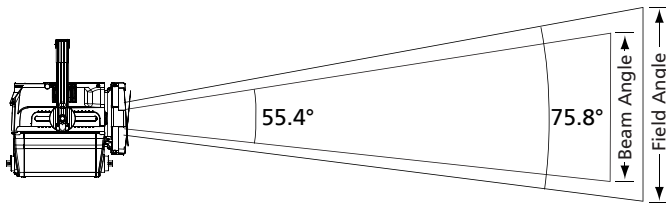


PHOTOMETRIC INFORMATION

fos/4 Fresnel Daylight HDR Flood

Mode	Candela	Field Lumens	Beam Lumens	Power Consumption	Efficacy (lpw)
Full On	15,180	9,703	6,460	215	45.1
3200 K (Studio) / Brightest	7,752	4,948	3,284	102.2	48.4
3200 K (Studio) / Spectral	5,761	3,648	2,408	83	44.0
4500 K (Studio) / Brightest	13,789	8,811	5,864	181	48.7
4500 K (Studio) / Spectral	8,993	5,727	3,799	128	44.7
5600 K (Studio) / Brightest	14,038	8,979	5,978	206	43.6
5600 K (Studio) / Spectral	8,857	5,632	3,733	130	43.3

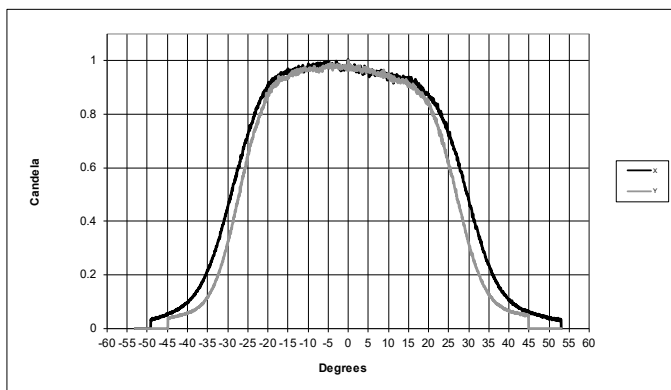
Metric conversions: For meters, multiply feet by 0.3048.  
 For lux, multiply footcandles by 10.76.



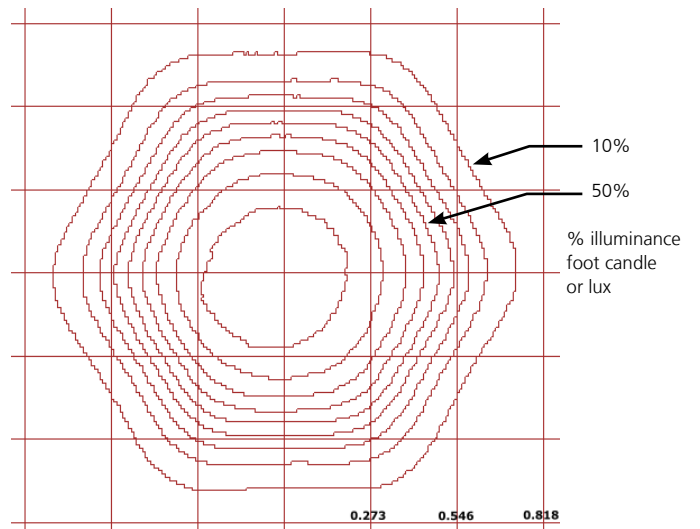
Throw Distance (d)	10 ft	15 ft	20 ft	30 ft	123.2 ft
	3.0 m	4.6 m	6.1 m	9.1 m	37.6 m
Field Diameter	15.6 ft	23.4 ft	31.1 ft	46.7 ft	-
	4.7 m	7.1 m	9.5 m	14.2 m	
Illuminance (fc)	152	67	38	17	1
Illuminance (lux)	1,634	726	408	182	10.76

For field diameter at any distance, multiply distance by 1.557.  
 For beam diameter at any distance, multiply by 1.050.

Candela Plot



Iso-Illuminance Diagram (Flat Surface Distribution)



## ADDITIONAL ORDERING INFORMATION

**Power Input Cables**

Use information below to order 5 ft power input leads with factory-fitted connectors. CE fixtures ship with 2 m powerCON® TRUE1 TOP to bare end (2500B7035).

MODEL	DESCRIPTION	PART NUMBER (NOT CE)
T1PA-A	5 ft TRUE1 TOP to parallel blade U-ground (Edison) connector	2500B7029-A
T1PA-B	5 ft TRUE1 TOP to 20 A two-pin and ground (stage-pin) connector	2500B7029-B
T1PA-C	5 ft TRUE1 TOP to grounded 20 A twistlock connector	2500B7029-C
T1PA-X	5 ft TRUE1 TOP to bare-end power input lead	2500B7029-X

Note: One cable of your choice is included with each fixture.

**Power Thru Jumpers**

Power thru jumpers connect to output (thru) connectors to provide power to successive luminaires inline.

MODEL	DESCRIPTION	PART NUMBER
T1PJ-5	5 ft TRUE1 TOP to TRUE1 TOP fixture to fixture jumper (ETL only)	2500B7030
T1PJ-10	10 ft TRUE1 TOP to TRUE1 TOP fixture to fixture jumper (ETL only)	2500B7031

**Accessories**

MODEL	DESCRIPTION	PART NUMBER
407CF	Color frame (7.5 in)	
400SC	Safety cable	
400CC	C-clamp	
400PTH3	Top hat, 3 in	
400PTH6	Top hat, 6 in	
400PHH	Half hat	
400WB	Weighted base	
400XBTH	Cross baffle top hat	
400L	Egg crate louver	
FRESBD7.5	Fresnel barn door, 8-leaf, 7.5 in, black	PSF1191

**Multiverse**

MODEL	DESCRIPTION	PART NUMBER
CT-5900	City Theatrical Multiverse Show Baby	4360A1091
CT-5903	City Theatrical Multiverse Node 2.4 GHz	4360A1093
CT-5910	City Theatrical Multiverse Transmitter 900 MHz / 2.4 GHz	4360A1094
CT-5911	City Theatrical Multiverse Transmitter 2.4 GHz	4360A1095



PHYSICAL INFORMATION

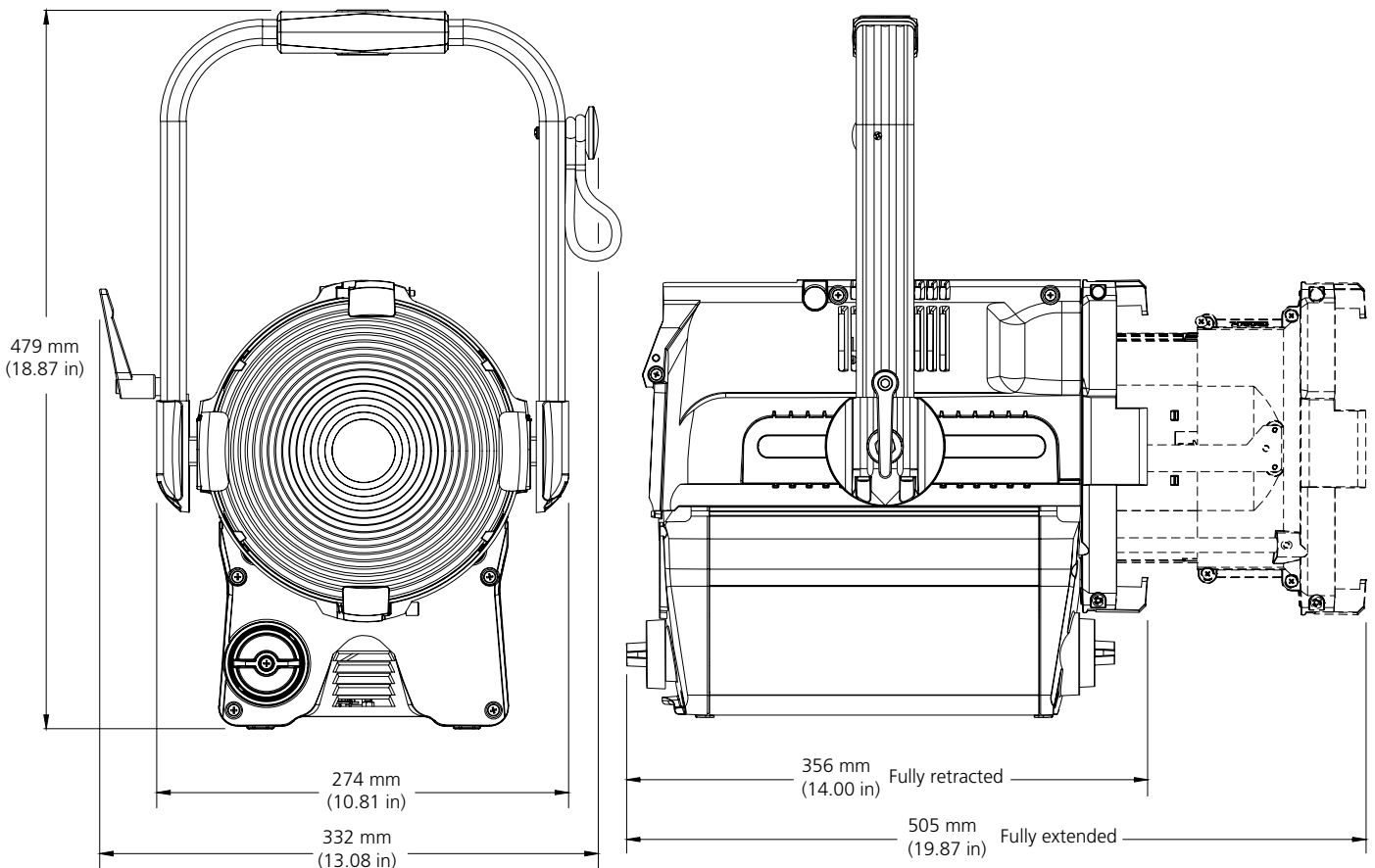
fos/4 Fresnel Dimensions

MODEL	HEIGHT		WIDTH		DEPTH	
	in	mm	in	mm	in	mm
fos/4 Fresnel	17.11	435	12.34	313	14.00	356
					19.87	505

Depth measurements reflect the fully extended and fully retracted zoom positions

fos/4 Fresnel Weights

MODEL	WEIGHT		SHIPPING WEIGHT	
	lb	kg	lb	kg
fos/4 Fresnel	24.5	11.1	29.0	13.2



Corporate Headquarters • Middleton, WI USA  
 Global Offices • London, UK • Rome, IT • Holzkirchen, DE • Paris, FR • Hong Kong • Dubai, UAE • Singapore • New York, NY • Orlando, FL • Los Angeles, CA  
 Copyright©2020 ETC. All Rights Reserved. All product information and specifications subject to change. Rev B 2020-12  
 Trademark and patent info: [etconnect.com/AP](http://etconnect.com/AP)

etconnect.com